Slide 1

Science Reference Center

An Introduction

This project is made possible by a grant from the Institute of Museum and Library Services as administered by the Pennsylvania Department of Education through the Office of Commonwealth Libraries, and the Commonwealth of Pennsylvania, Tom Wolf, Governor.
Hosted by HSLC

Slide 2

What is Science Reference Center?

- A comprehensive research database that provides access to a multitude of full-text science-oriented content

Slide 3

Science Reference Center Contains

- *Full text science reference books*
- *Full text science encyclopedias*
- *Experiments, activities and science fair projects*
- *Biographies*
- *And more*

Slide 4

Home Page

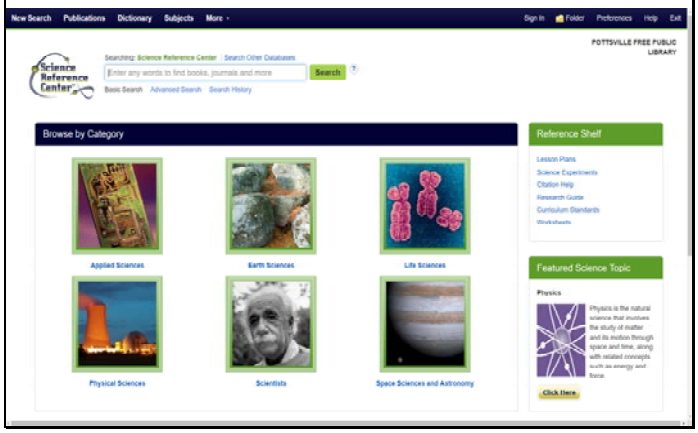

Slide 5

Searching Options

- Keyword Searching
- Browsing by Category
- Browsing Popular Sources
- Advance Searching

Slide 6

Keyword Search

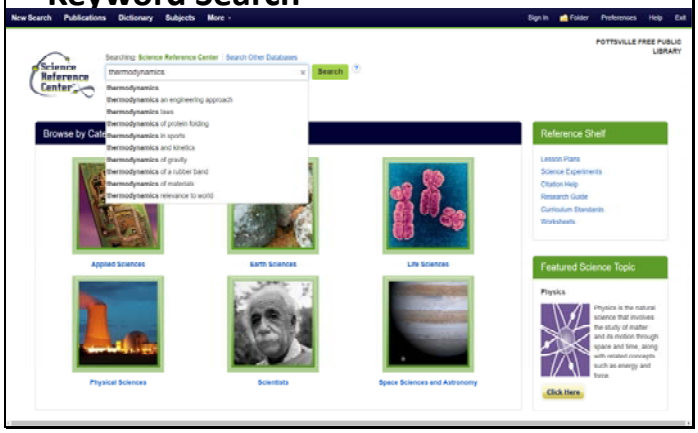

Slide 7

Results List

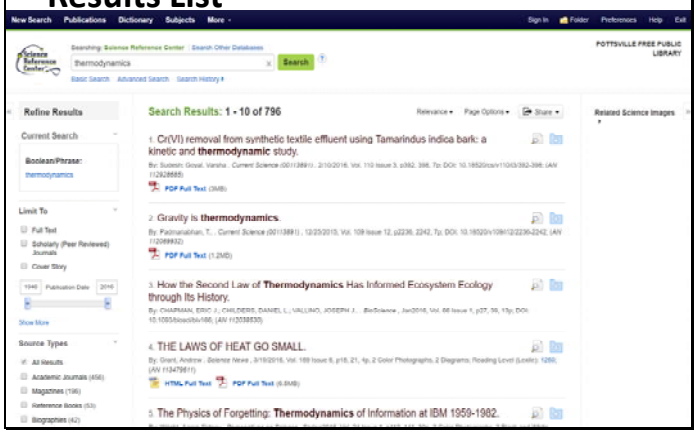

Slide 8

Search Results Identifiers

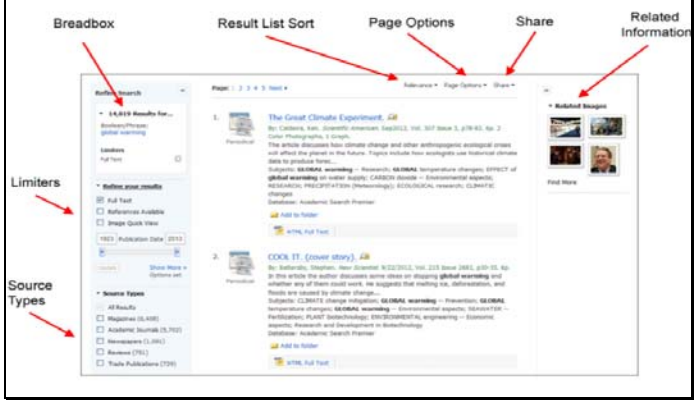

Slide 9

Relevance

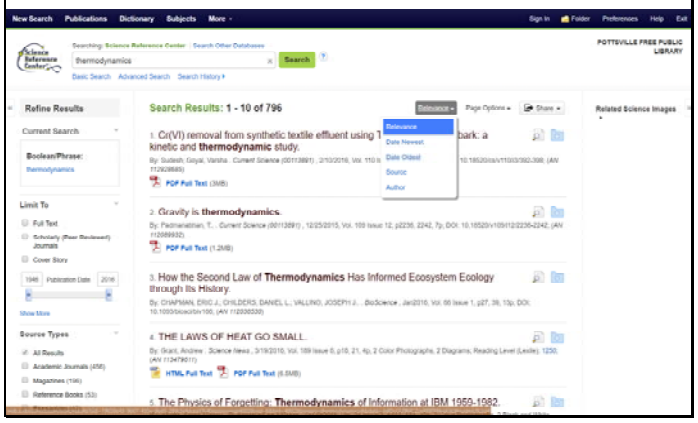

Slide 10

Page Options

Page Options

Use this drop-down menu to customize how your result list page is displayed.

Note: The setting currently being used is highlighted with a yellow box.

To set your Page Options:

- **Result Format** - Click the select a result list format.
- **Image QuickView** - Select whether or not you would like thumbnails of images from your articles to display on the result list.
- **Results per page** - Select the number of results per page you would like displayed.
- **Page Layout** - Select your desired column layout for the Result List.

Page Options

Result Format:
Standard | Title Only
Brief | Detailed

Image QuickView:
View thumbnails of the images in an article right from the Result List.
On | Off

Results per page:
5 | 10 | 20
30 | 40 | 50

Page Layout:
3 Columns | 2 Columns
2 Columns | 1 Column

Slide 11

Share Menu

Share Menu

To use the Share menu:

- **Add to folder** - Add all displayed articles to the folder or add the search to the folder as a persistent link to a search.
- **Create an alert** - Create a search alert e-mail or an RSS feed right from the Result List, even if you are not signed in to My EBSCO*host*.
- **Use Permalink** - Highlight the link text and copy using your browser's copy function. You can immediately paste the link into a web site, document or e-mail.

  You can also store links to your EBSCO*host* pages to social bookmarking sites such as dig, del.icio.us, Technorati, bloglines, etc.
- **Export Results** - If enabled by your administrator, click to email a link to download exported results.

Share

Add to folder:
Results (1-10)
Add search to folder: global warming

Create an alert:
E-mail Alert | RSS Feed

Use Permalink:
Persistent link to search (copy & paste)
http://product-view.epnet.com/webauth/l

More

Slide 12

Single Result

4. THE LAWS OF HEAT GO SMALL.

By: Grant, Andrew . Science News , 3/19/2016, Vol. 189 Issue 6, p18, 21, 4p, 2 Color Photographs, 2 Diagrams; Reading Level (Lexile): 1250; (AN 113479611)

HTML Full Text | PDF Full Text (6.5MB)

Slide 13

Detailed Record

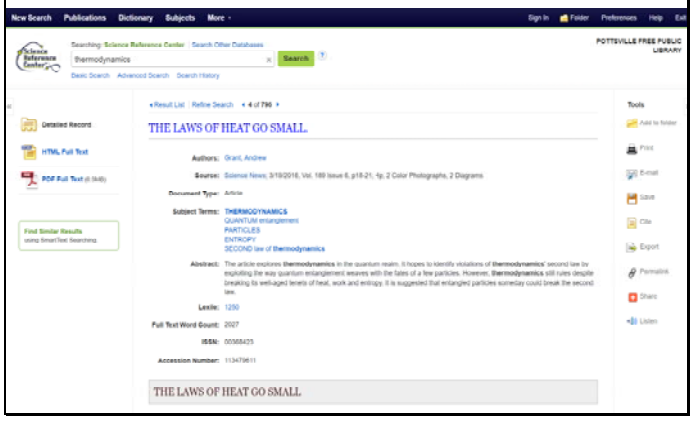

Slide 14

HTML Record

Slide 15

PDF View

Slide 16

Browsing Categories

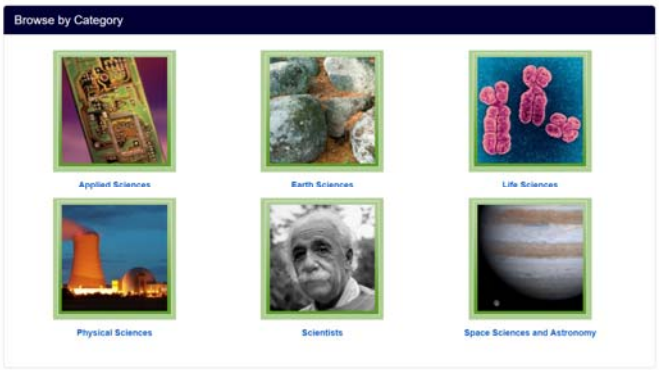

Slide 17

Browsing Categories – Related Topics

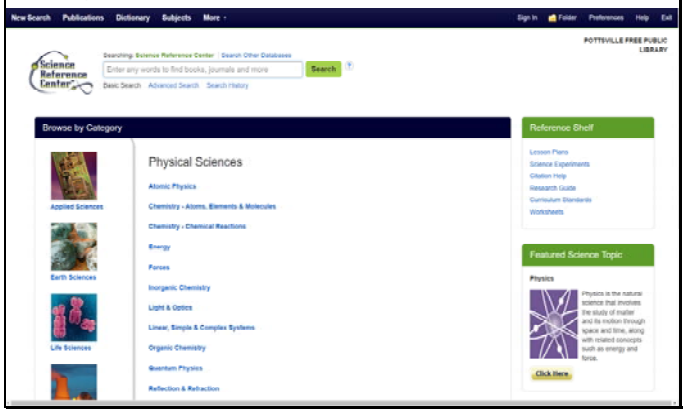

Slide 18

Browsing Categories – Related Topics

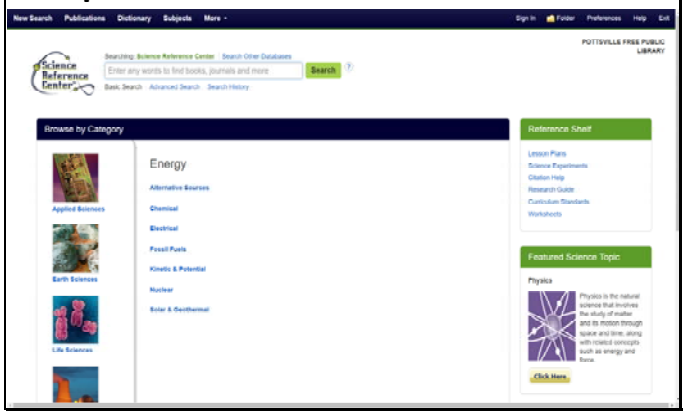

Slide 19

Browsing Categories – Results

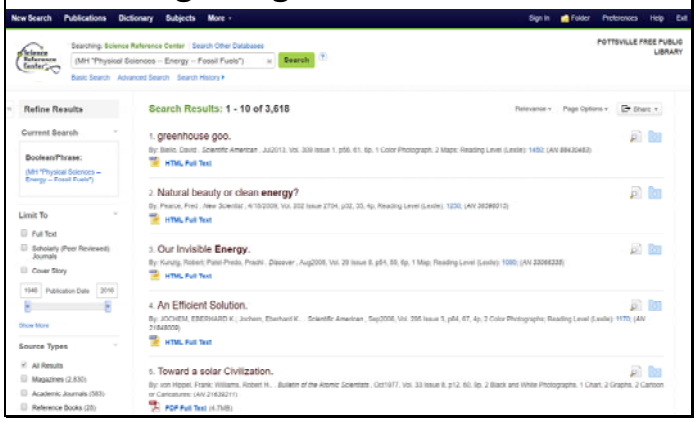

Slide 20

Browsing Popular Sources

Slide 21

Advanced Search

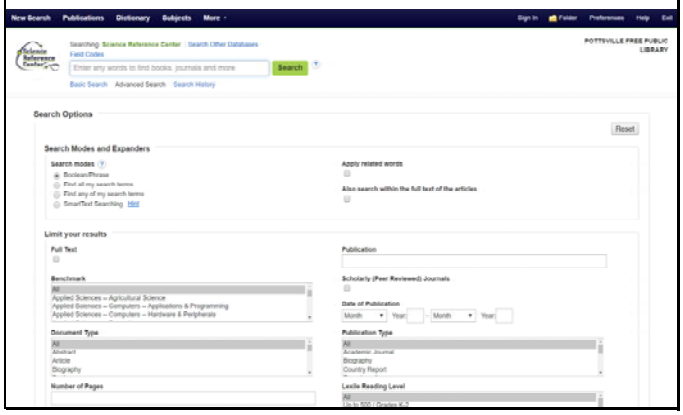

Slide 22

Benchmarks

- Benchmarks are a standard or point of reference again which things may be compared or assessed.
- There are 80 benchmarks includes in this resource:
  - Applied (24)
  - Earth and Space (15)
  - Life (14)
  - Mathematics (9)
  - Physical Science (18)

Slide 23

Science Experiments

- Science experiments can also be located using the Advanced Search
- For example:
  - Type Circulation in the Find Field
  - Select Grades 9-12 in the Lexile Reading Level
  - Select Science Experiment in the Document type

Slide 24

Reference Shelf

Slide 25

Lesson Plans

- Clicking on the link in the Reference Shelf will provide links to over 2,013 lesson plans.
- Lesson plans are in PDF format

COVER STORY: STEP-BY-STEP LESSON PLAN

Inside a Volcano

1 Preparing to Read

▸ **Preview text structure:** Point out the subheadings, "A Dangerous Trip" and "Sharing Knowledge." Ask students to make predictions about the main idea of each section.

2 Close-Reading Questions

▸ **Why did Sam Cossman and his team travel inside Ambrym?** They wanted to investigate the inside of a volcano and get photos and videos to show the world. RI.3.1 TEXT EVIDENCE

▸ **In paragraph 5, what does Cossman mean when he says, "It was like getting a glimpse into the center of the Earth"?** He means that the lava lake looked like what the inside of the Earth probably looks like. RI.3.4 VOCABULARY

▸ **How might Cossman's trip help other scientists learn more about volcanoes?** Cossman's team brought back lava samples for scientists to study. They also made a 3-D model of the volcano. Other scientists are now able to explore the volcano without

What's Online
www.scholastic.com/sn3
Your access code:
s9ef83

FEATURED VIDEO
▸ **Volcanoes Blow Their Tops:** Learn about what makes a volcano erupt.

BONUS VIDEOS
▸ Watch footage from Sam Cossman's amazing adventure inside a volcano.
▸ See Seattle's famous gum wall.

BONUS SKILLS SHEETS
▸ Be a Quiz Whiz! 10-question multiple-choice quiz
▸ Close-Reading Questions A printable version of the questions at left

KNOW THE NEWS GAME
▸ Have students play as a class, in teams, or independently

Slide 26

Science Experiments

- View the 1,313 science experiments in one place
- In most cases, these are available in both HTM and PDF format.

Slide 27

Citation Help

Citation Help — Close Window

Styles of Citation

There are several styles and forms used to cite sources which support research papers. Most academic institutions have established standardized requirements for a preferred style. Three of the most widely used styles of citation are:

Modern Language Association (MLA)

Chicago Manual of Style

American Psychological Association (APA)

Whatever style you are using, accuracy, clarity, and consistency are the most important factors to consider when citing various types of sources. Guidelines for citing electronic and on-line sources are not yet standardized in most citation styles, as the constantly-changing nature of electronic databases and sources on the internet requires citation guidelines to be flexible in order to maintain their usefulness.

In general, most styles require that you not only identify reference sources within the text of your essay, but also provide a separate list of works used in your research.

Modern Language Association — Top of Page

The Modern Language Association (MLA) is an organization of teachers and scholars devoted to the study of language and literature. MLA style has been widely adopted by academic journals, schools, and instructors. Since its initial publication, the *MLA Style Manual* has become the predominant style guide for use in the Humanities in the United States, and is commonly used in Canada and other countries worldwide.

The *MLA Style Guide* offers extensive standardized methods of citing sources for research, including electronic sources. MLA style calls for the use of in-text citations and a list of sources at the end of the text, called Works Cited.

In-text citation format:

Slide 28

Research Guide

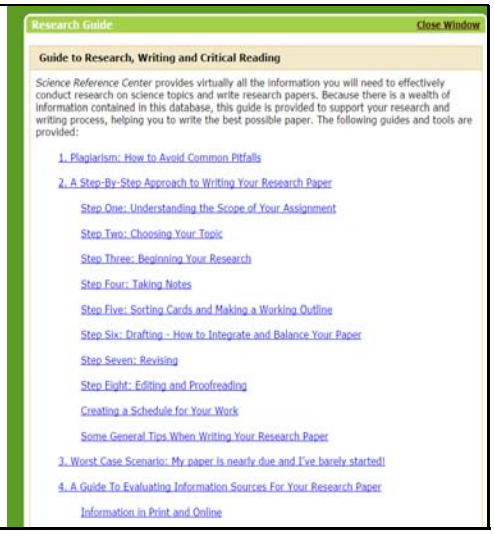
Research Guide Close Window

Guide to Research, Writing and Critical Reading

Science Reference Center provides virtually all the information you will need to effectively conduct research on science topics and write research papers. Because there is a wealth of information contained in this database, this guide is provided to support your research and writing process, helping you to write the best possible paper. The following guides and tools are provided:

1. Plagiarism: How to Avoid Common Pitfalls
2. A Step-By-Step Approach to Writing Your Research Paper
   - Step One: Understanding the Scope of Your Assignment
   - Step Two: Choosing Your Topic
   - Step Three: Beginning Your Research
   - Step Four: Taking Notes
   - Step Five: Sorting Cards and Making a Working Outline
   - Step Six: Drafting - How to Integrate and Balance Your Paper
   - Step Seven: Revising
   - Step Eight: Editing and Proofreading
   - Creating a Schedule for Your Work
   - Some General Tips When Writing Your Research Paper
3. Worst Case Scenario: My paper is nearly due and I've barely started!
4. A Guide To Evaluating Information Sources For Your Research Paper
   - Information in Print and Online

Slide 29

Curriculum Standards

- Contains over 900 standards aligned to the curriculum for specific U.S. States.
- A standard will contain many educational benchmarks that an educator can use to build their lesson plans.
- Opens a module for searching on standard

Slide 30

Worksheets

- Provides a static link for pulling up all the worksheets included with Science Reference Center.

Slide 31

Authority Files

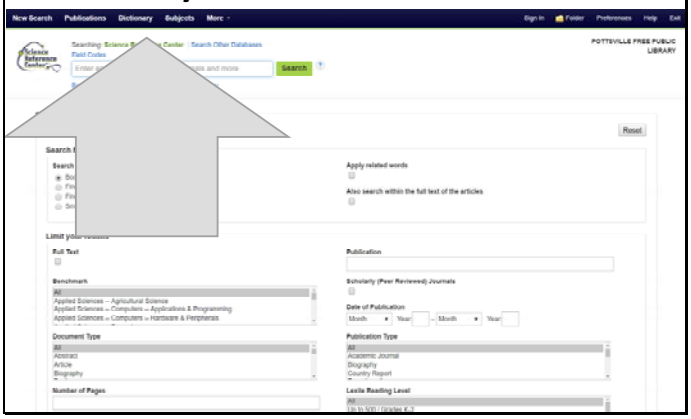

Slide 32

Publications

- This authority file allows you to search for specific publications found in Science Reference Center
- List publications alphabetically
- Provides access to all available volumes and issues of a selected publication

Slide 33

Dictionary

- This link on the top bar provides access into the New Oxford American Dictionary.
- You can browse or enter a keyword for searching.
- Provides definitions and word origins

Slide 34

Subjects

- Use this link to browse the subject terms assigned to all records found in Science Reference Center.
- Items are displayed alphabetically

Slide 35

Images and Video

- This link allows you to search for videos or science images.
- You can refine your results by a specific collection.